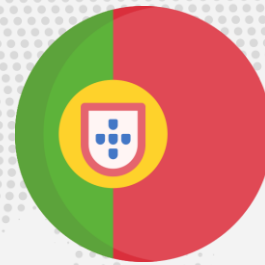


Wine Exports Trends Overview | Q3 2023





Wine Exports | France
January – August 2023 vs 2022 | Change (%)

1.2%



Value



Jan-Aug 2023
7,962,673,675€
889,473t

-7.1%



Quantity



Wine Exports | Greece
January – September 2023 vs 2022 | Change (%)

2.3%



Value



Jan-Sep 2023
77,472,360€
22,913t

-3.2%



Quantity



Wine Exports | Hungary
January – August 2023 vs 2022 | Change (%)

-6.6%



Value



Jan-Aug 2023
72,479,133€
69,179t

-13.5%



Quantity



Wine Exports | Italy
January – August 2023 vs 2022 | Change (%)

-0.7%



Value



Jan-Aug 2023
5,001,179,532€
1,401,583t

0.9%



Quantity




Wine Exports | Portugal January – September 2023 vs 2022 | Change (%)

1.1%



Value



Jan-Sep 2023
681,793,672€
241,757t

0.6%



Quantity



Wine Exports | Spain
January – September 2023 vs 2022 | Change (%)

-3.6%



Value



Jan-Sep 2023
2,164,483,905€
1,571,033t

-3.7%



Quantity



Wine Exports | All Product Categories Price Evolution | Average Price (EUR/kg)

Average Price 12months

Average Price 6months

Average Price 3months



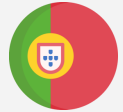
8.97
8.98
8.9



3.59
3.58
3.45



3.46
3.21
3



2.89
2.84
2.83



1.41
1.36
1.33



1.02
1.07
1.04



Wine Exports | Bottles <=2L (non sparkling) Price Evolution | Average Price (EUR/kg)

Average Price 12months

Average Price 6months

Average Price 3months



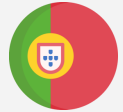
7.53
7.67
7.42



4.31
4.25
4.11



4.02
4.12
3.92



3.45
3.42
3.49



2.69
2.65
2.6



1.98
2.08
2.02

1 QR Code


Different behavior per country scanned!




Scan QR Code or NFC tag



Country A
Landing Page of your choice (e.g. Website, Social Media κλπ)



Country B (EU)
EU Digital Wine Label



Country C
Online Competition

Access the data you need!

Get in touch & we'll generate your own custom report, on any aspect (exports and/or imports) of international wine trade, for any country in the world...

INSIGHTS

CRUNCHING THE NUMBERS

James Bayley delves into the possible to determine if it's up or down on current EU export trends

WINE DATA EXPERTS

OENights has partnered with Eurostat, the Executive Agency of the European Commission, to publish the latest EU wine export trends.

The data has highlighted EU wine exports between January and April 2023 for international markets such as Canada, China, France, USA and the UK.

Compared with the same period last year, total wine export values in the EU have increased by 11.7% to €1.382 billion in 2023.

This is a notable increase from the 2023 data reflects this side. There are specific reasons for this, including the generally speaking, climate can probably be explained by issues with the supply chain and inflation, which means that wine is being transported at a higher price level than in previous years.

Even though the cost of production is able to rise in value when looking at international markets, the impact of inflation is not as significant as it once was and is expected to be lower.

For instance, Hungary and Greece are significant export markets. Hungary is the UK's top wine export market, up 27% in the UK in terms of value between January and April 2023, and Greece is up 10% in Canada and 7% in the UK.

All of this has happened during a period of price uncertainty from the Covid-19 pandemic, through to the war in Ukraine, and a recent loss of a leading UK importer.

However, having good data particularly well during this period as the sector was able to raise prices without killing demand.

As prices have risen, winehouses have found and the range of value Champagne offers relative to other fine wines has increased.

With the expansion of the EU in 2013, the growth of Champagne in value since 2012 was boosted by countries outside the EU.

Between 2012 and 2022, the Champagne export market managed to add €2.6 billion to its total of world export value, while EU value grew from €76.1m to €1.4 billion.

This has contributed to Champagne's growth in value from King and Queen in 2022.

The UK export value of Champagne in 2022, with an increase of €1.6 million from 2021, is a record for the UK market.

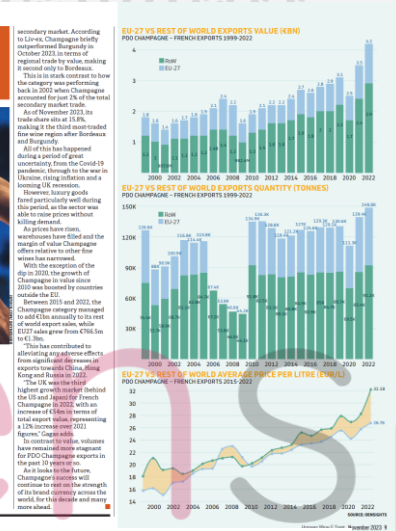
In contrast to other wine, values have risen in the EU in 2023. This is due to the fact that the UK export value of Champagne in 2022, with an increase of €1.6 million from 2021, is a record for the UK market.

It is worth noting that the average price per litre in 2023 is €14.14, up from €13.74 in 2022.

So far, this is the average price per litre.

It's the past 10 years or so, Germany has become a distribution hub for wines from all over the world.

Stefanie Schuler, CEO



MEININGER'S INTERNATIONAL

Home Insights News Interviews Markets Events Newsletter About us

Uneven Export Developments Recorded for German Wine

Higher average prices are driving increasing export values for German wine. There are significant variations among markets. Clemens Gerke reports.

Reading time: 2m

The developments in export markets for German wine are uneven. (Image: kokouaDB Schenker)

Recently, the Greek market research institute OENights made headlines with a report on the very poor performance of German wine exports to five specific markets outside the EU between January and April

GLASS & BUBBLY

HOME | MEETING EVENT | ARTICLES | CONTACT US

The State of European Sparkling Wine Exports in 2022

10th June 2023

The Top 10 Wine Producing Countries in Europe Exports Overview

According to OIV data, the top 10 wine producing countries in Europe are: Spain, Germany, Portugal, Austria, Hungary, Greece, Romania and Bulgaria.

Country	2022 vs 2021 Total Production (mhl)
Spain	100
Germany	80
Portugal	60
Austria	40
Hungary	30
Greece	20
Romania	15
Bulgaria	10
France	5
Italy	5

ADVISOR

WINE INDUSTRY NETWORK

HOME ARTICLES SPOTLIGHTS NEWS RELEASES AFTERNOON BRIEF EVENTS

European Wine Exports 2022 - Grow in Value but Not in Quantity

By Press Release April 19, 2023

April 19th - The top 10 wine producing countries in Europe are France, Italy, Spain, Germany, Portugal, Austria, Hungary, Greece, Romania and Bulgaria according to OIV data (Image 1).

These 10 countries combined, exported over 6.7 million tons of wine, worth over 25.6 billion Euros in 2022. The total value of exports grew by 8.7%, but total quantity was decreased by 4.7% compared to 2021, according to the latest Eurostat data.

55% of traded wine quantities was within the EU 27 zone, however trading with the Rest of the World countries accounted for 63% of the total wine exports value (Image 5)

France led the total value race with over 12 billion Euros in wine exports, followed by Italy & Spain (Image 2). These three countries, account for 62% wine production, 90% value and 86% quantity of wine exports, across the top 10 European wine producing countries.

The fastest growing wine exports countries in 2022, were Greece (16.6% in value) and Hungary (22.4% in quantity). All countries, with the exception of Bulgaria, saw an

INSIGHTS

WINE EXPORTS TO UK

New data from OENights gives important insights into how Europe and the Rest of the World are reacting to the UK wine scene with their export factors. James Bayley reports.

GLOBAL WINE IMPORTS TO UK - EU27 VS REST OF WORLD

2015-2022 VALUE (USD)

Year	EU27 (USD)	Rest of World (USD)
2015	4.58	3.30
2016	4.18	3.88
2017	4.48	3.88
2018	4.48	3.88
2019	4.48	3.88
2020	4.48	3.88
2021	4.88	3.88
2022	5.8	3.88

GLOBAL WINE IMPORTS TO UK - EU27 VS REST OF WORLD

JANUARY-HAY 2023-2022 VALUE (USD)

Month	EU27 (USD)	Rest of World (USD)
January	1.10	0.80
February	1.10	0.80
March	1.10	0.80
April	1.10	0.80
May	1.10	0.80

GLASS & BUBBLY

HOME | MEETING EVENT | ARTICLES | CONTACT US

PDO Champagne: French exports 2015-2022

30th October 2023

Top 10 Destination Countries - Cumulative Exports Value (EUR)

PDO Champagne - French Exports 2015-2022

Rest of World

OENights.com (pronounced exactly like 'insights') celebrated Global Champagne Day, with a look at the French exports evolution from 1999-2022, with the release of our 'PDO Champagne: French Exports 2015-2022' report.

Let's get started with a glimpse of all French Sparkling wine exports - comparing the total value of PDO Champagne vs other Sparkling wines from France. Complete report also includes a comparison based on exported quantities.

Champagne vs Other Sparkling Wine Exports Value (EUR)

PDO Champagne - French Exports 2015-2022

Export vino, 1° quadrimestre 2023: valori e volumi in calo per l'Italia, Grecia e Ungheria in ascesa

scritto da Emanuele Fiorio | 28 Luglio 2023

Il report "European Wine Exports Overview, January - April 2023" pubblicato da OENights in collaborazione con Eurostat rivela le evoluzioni dell'export di vino tra alcuni Paesi produttori UE (Francia, Germania, Grecia, Ungheria, Italia,



Actionable insights for the wine industry

oensights.com